

## Meeting Instructions



Mic

Mute Microphone



Chat

Sign In

- Your full name
- Full agency name



Raise

Ask Questions

- Raise hand
- Type in chat



# Pipeline Emergency Preparedness Training



**Marathon  
Pipe Line LLC**

Earning Your  
**TRUST**

# Course Overview

The Marathon Pipe Line LLC (MPL) response course is designed to provide awareness to emergency responders who may respond to a pipeline incident involving one of MPL's petroleum assets.

**Note: This is a general guide, and any further questions can be directed to local staff.**



# Company Overview



**Marathon  
Pipe Line LLC**

# MPL Contact

---

**Wyatt Kintner**

Emergency Preparedness Professional

Louisiana, Mississippi

**[wdkintner@marathonpetroleum.com](mailto:wdkintner@marathonpetroleum.com)**

**618-339-9877**



# About MPL

Our **MISSION** is to safely and reliably operate pipelines and grow the business.

Our **VISION** is to be the premier pipeline operator known for the strength of our people, our culture, and exceptional performance.


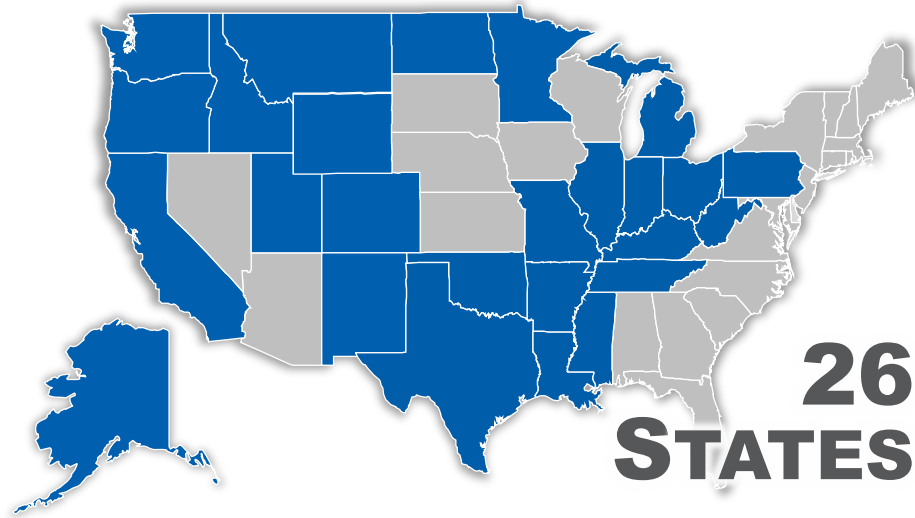
Earning Your  
**TRUST**

---





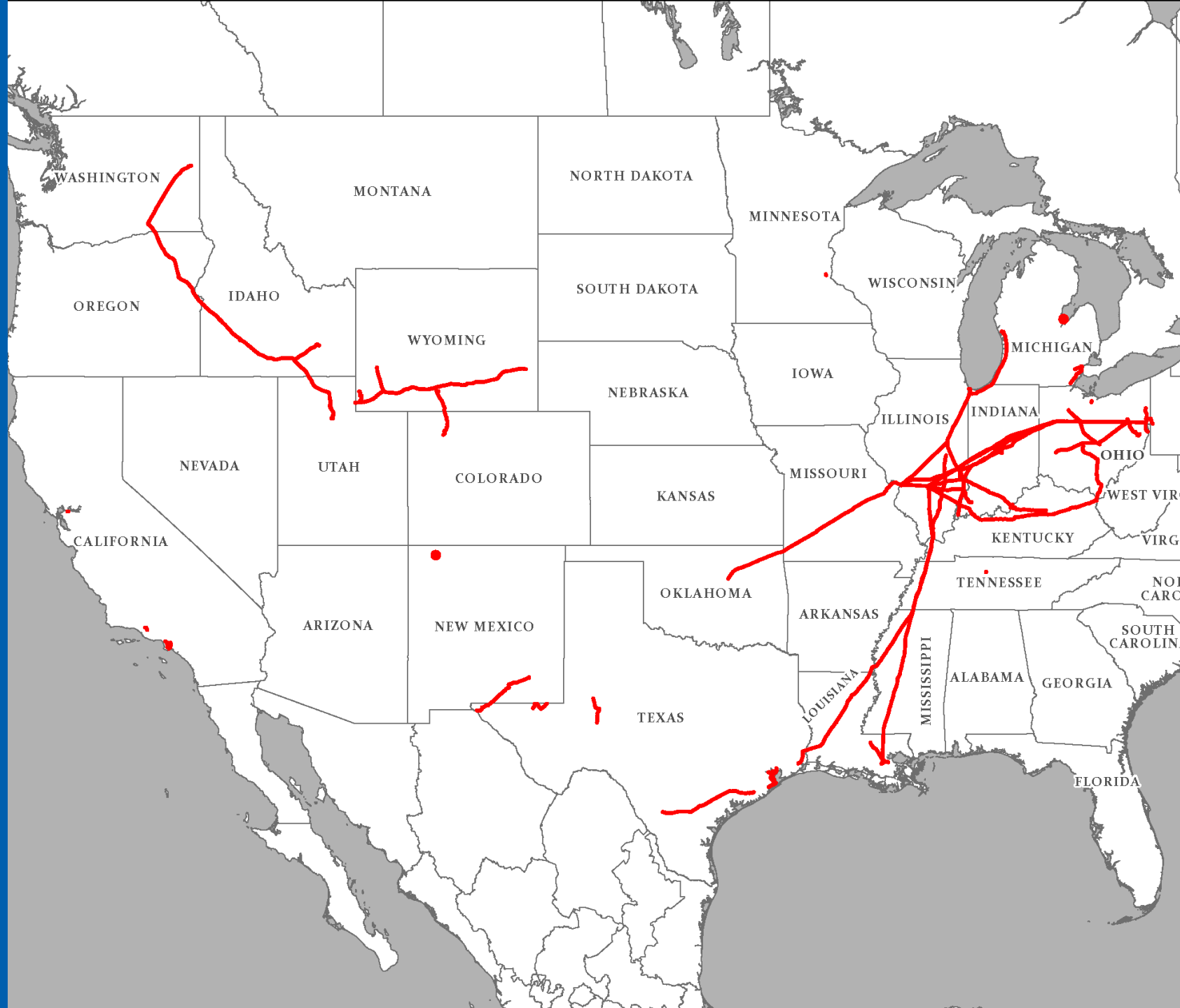
# MPL Operations Facts



# Marathon Pipeline Finder App

Download the Marathon Pipeline Finder App to learn more about MPL pipeline locations and products transported through them.

To download, scan the QR code or visit:  
[www.marathonpipeline.com/pipelinefinderapp](http://www.marathonpipeline.com/pipelinefinderapp)



# Pipeline Purpose & Reliability



# Energy Transportation Pipeline Safety Record

Pipelines are the safest, most environmentally friendly way to transport petroleum. Our pipeline safety programs are among the most robust in the industry and are the most important part of our business. From pipeline integrity innovations to investing in leak detection technology and public awareness programs, safety is the common link behind everything we do.

# Products Transported



MPL safely transports and stores crude oil, refined products, and natural gas throughout the continental United States and Alaska. We continuously meet or exceed state and federal regulatory requirements.

# **Hazard Awareness & Prevention Measures**



# Root Cause of Pipeline Failures

Although pipeline incidents are rare, accidents do occur.

- The leading cause of pipeline accidents occur due to third-party excavators not calling 811 to determine the location of underground pipelines before they start digging.
  - Even minor excavation activities can cause damage to a pipeline.
- Corrosion, material defects, human error, and natural force events can also cause pipeline failures.

# Potential Hazards of an Accidental Pipeline Release

In the event of a pipeline release, the environment may be impacted and could result in injuries or fatalities, as well as damage to property.

## Potential Hazards:

- Dizziness or suffocation if a leak occurs in a confined space or high concentration.
- Ignition/fire if a spark or other ignition source is present.
- Potential explosion if the petroleum is mixed with air.
- Projectiles from site of leak or rupture propelled by the force of escaping gas.



# Protecting the Pipeline

MPL utilizes comprehensive risk-based integrity management practices to ensure the safety of the facilities and pipelines we operate.

- These practices address various threats that could affect the pipelines, including excavator damage, corrosion, operator error, and equipment failure.
- Routine processes and procedures are employed to maintain the integrity of the pipelines including qualified personnel, sound construction practices, and proactive inspection and maintenance programs.



# Leak Recognition & Response

# Recognizing a Pipeline Release

Use your senses of **sight**, **hearing** and **smell** to recognize and respond to a potential pipeline release.

## SIGNS OF A PIPELINE RELEASE INCLUDE:



A rainbow sheen on water



A pool of liquid on the ground



A dense white cloud or fog



Dead or discolored vegetation

An unusual hissing or roaring noise

An unusual odor such as gasoline, oil, sulfur or a rotten egg smell

# Responding to a Pipeline Emergency

In the unlikely event an incident should occur, MPL's top priorities are to ensure the safety of the public and emergency responders, and to minimize effects on the environment and surrounding properties.

## MPL will immediately respond by:

- Shutting down the affected pipeline.
- MPL Field Representatives will be dispatched to verify and isolate the impacted area.
- MPL will make notifications to:
  - Local Emergency Response Agencies
  - Response Contractors
  - State/Federal Agencies







# Liaison with Emergency Responders

# **MPL shall establish and maintain a liaison**

with appropriate fire,  
police, and other  
public officials to:

- Learn the responsibility and resources of each government organization that may respond to a facility emergency.
- Acquaint officials with the Company's ability to respond to a facility emergency.
- Identify the types of facility emergencies in which they may be notified.
- Plan how the Company and Emergency Officials can engage in mutual assistance that will minimize hazards to life and/or property.

# **Emergency Preparedness Communications**





# MPL's Top Priority is to Protect Life

MPL makes a continuous effort to be transparent and have mutual communication with Emergency Officials about responding to a pipeline emergency.

**For questions or to request additional training visit:**

<https://mplemergencyrespondertraining.com/>



# Emergency Response Drills & Exercises

MPL requires routine emergency response exercises to test the accuracy and effectiveness of Emergency Response Plans.



An exercise is defined as a simulation of an actual emergency; simulation enables employees to learn by practicing their emergency response roles and skills. Exercises also provide the opportunity to learn and to problem solve, avoiding potential issues and concerns during an actual emergency.

In case of a pipeline emergency,  
call MPL at:

**1-833-MPL-1234**  
(1-833-675-1234)

# Pipeline Location Information

The general location of pipelines can be determined by two characteristics:

- a pipeline right-of-way (ROW)
- pipeline markers



# PIPELINE RIGHT-OF-WAY (ROW)

- A ROW can usually be recognized as a clear strip of land in a linear or straight line, cleared of structures and trees.
- The ROW contains the pipeline and a buffer area that usually extends 25-feet or more on either side of the pipeline.
- The ROW must be kept clear of fences, buildings, trees, or any other type of structure.





# Pipeline Markers

- Found within line-of-sight on a ROW and at locations where the pipeline crosses streets, highways, waterways and railways.
- Markers only show the approximate location of the pipeline, and the depth of the line may vary.
  - You cannot use pipeline markers as a determination of where or where not to dig.
  - Only a MPL representative can determine the location and depth of the pipeline.
- Pipeline markers display the pipeline operator, emergency number and the product transported in the pipeline.
- It is against the law to willfully deface, damage, remove or destroy any pipeline sign.
  - Pipelines may not follow a straight course between marker signs.



# National Pipeline Mapping System

- Best way to view where all underground transmission pipelines run.
- Ability to search for pipeline operator contact information in a selected county, state, or zip code.
- Transmission lines only.

[www.npms.phmsa.dot.gov](http://www.npms.phmsa.dot.gov)



# High Consequence Areas (HCAs)

An HCA is defined as a location in pipeline safety regulations where pipeline releases could have greater consequences to health and safety or the environment.

In accordance with federal regulations, some segments along MPL's pipelines have been designated as HCAs, where extra precautions are taken, known as Integrity Management Programs (IMPs).

For information regarding these measures, contact MPL at:

[mplinfo@marathonpetroleum.com](mailto:mplinfo@marathonpetroleum.com)

**Questions?**



# Additional Information

For additional information about MPL's operations, Emergency Responder grants, or to connect with your MPL Representative, please scan the QR code or visit: [mplemergencyrespondertraining.com](https://mplemergencyrespondertraining.com)



**Marathon  
Pipe Line LLC**

# Additional Resources

- Ohio Public Utilities Commission: <https://puco.ohio.gov/>
- National Pipeline Mapping System (NPMS): [www.npms.phmsa.dot.gov](http://www.npms.phmsa.dot.gov)
- American Petroleum Institute (API) – Pipeline Information: [www.pipeline101.org](http://www.pipeline101.org)
- DOT Guidebook: [www.PHMSA.DOT.gov/hazmat/erg/emergency-response-guidebook-erg](http://www.PHMSA.DOT.gov/hazmat/erg/emergency-response-guidebook-erg)
- Infrastructure Protection (NIPC): [www.dhs.gov/national-infrastructure-protection-plan](http://www.dhs.gov/national-infrastructure-protection-plan)
- Common Ground Alliance (CGA): [www.commongroundalliance.com](http://www.commongroundalliance.com)
- Safe Digging – 811: [www.call811.com](http://www.call811.com)

# Contact

---

[mplinfo@marathonpetroleum.com](mailto:mplinfo@marathonpetroleum.com)

[mplemergencyrespondertraining.com](http://mplemergencyrespondertraining.com)



**Marathon  
Pipe Line LLC**

Earning Your  
**TRUST**